



El futuro
es de todos

DNP
Departamento
Nacional de Planeación



Measuring Colombia's private sector contribution to the SDGs – SDG Corporate Tracker

Technical Secretariat SDG Commission
National Planning Department

Pilot Project – Contribution of the private sector



70
Companies



Indicators associated with GRI standards, Global Compact and SDG Goals

Results of the 2017 pilot project



Only 20% of the companies carry out water reutilization processes which is equivalent to 16% of the total volume of water used in 2017.



15% of the reporting companies use nonconventional renewable energy within their productive processes and this is equivalent to 3% of the average total used energy between 2015, 2016 and 2017.



Nearly half of the companies acknowledged that there are significant impacts on biodiversity generated by their indirect operations through their supply chains.



The information reported by 79% of the companies shows an average annual investment of USD \$1,47 billion (Graph 26). This is equivalent to more than 100% of the amount invested in this goal by official financing sources like the PGN or the SGR.



The project showed that in 17 of 70 companies use of recycled materials to make new products increased from 20,9% in 2016 to 25,2% in 2017.

SDG Corporate Tracker Colombia

Founders



Implementing Allies



The SDG Corporate Tracker Colombia is a multi-stakeholder initiative which seeks to measure the business sector contribution to the fulfillment of the Sustainable Development Goals (SDGs)

Aimed at business organizations of any size and economic sector that have operations in Colombian territory, who are interested in disseminating information annually on the contribution of their management to the SDGs. The registered information is completely anonymous, and the disclosure of aggregated information is done under a confidentiality agreement between the parties.

Three main objectives:

- Contribute to public policy discussion and decision-making process regarding the private sector's contribution to the SDGs
- Generate an aggregate analysis of the contribution to the SDGs by economic sector, company size or region of the country.
- Identify, document and disseminate good business practices to contribute to the fulfillment of the SDGs

SDG Corporate Tracker

How do we measure the PS's contribution?

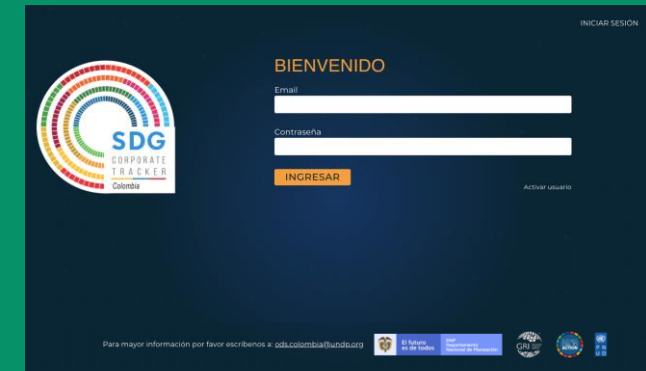
Through an **online platform** that collects data in a standardized way and uses a technical tool built to measure the companies' report on the 17 SDGs, taking the GRI Standards as a reference.

How does it differ from other initiatives?

- Led by the national government, headed by the National Planning Department as part of the SDG advisory Commission
- Aligned with GRI standards, the most used sustainability reporting standard in the world
- Complements the official documents regarding progress in meeting the proposed SDG targets – Country narrative



<https://tracking.ods.gov.co>





SDG Corporate Tracker – Platform content

Three pillars of sustainability



Topics

Economic growth, value generation and distribution

Equity, diversity and inclusion

Education and training for employment

Occupational health and safety

Decent and quality work

Biodiversity, soils and forests

Water consumption

Spills

Emissions and climate change

Energy generation and consumption

Sustainable production and consumption

Water discharges

Transparency and anti-corruption

Human rights and peace

Social initiatives and voluntary social investment

Partnerships

410
Questions

350
Indicators





CARACTERIZACIÓN



FICHAS



USUARIOS

Para mayor información por favor escribenos a: ods.colombia@undp.org



Colombia's third Voluntary National Report 2021

141 companies reported in 2018 and 2019

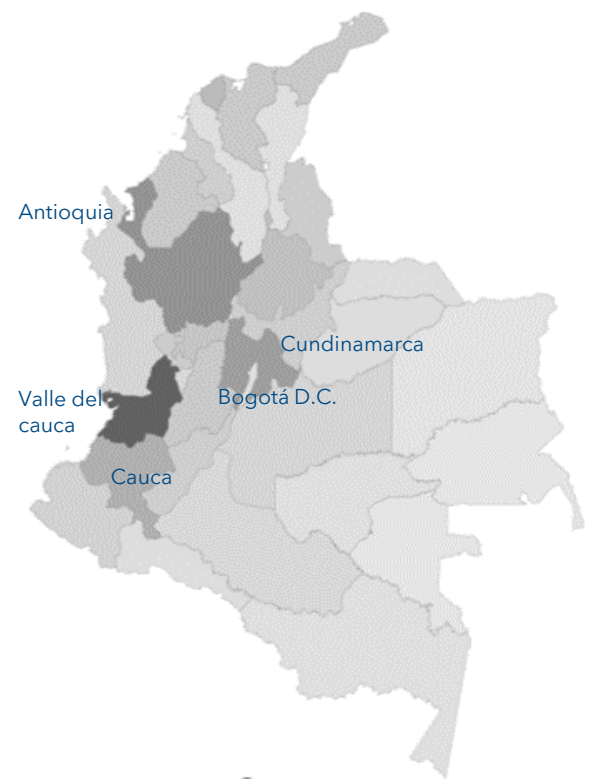
Company size



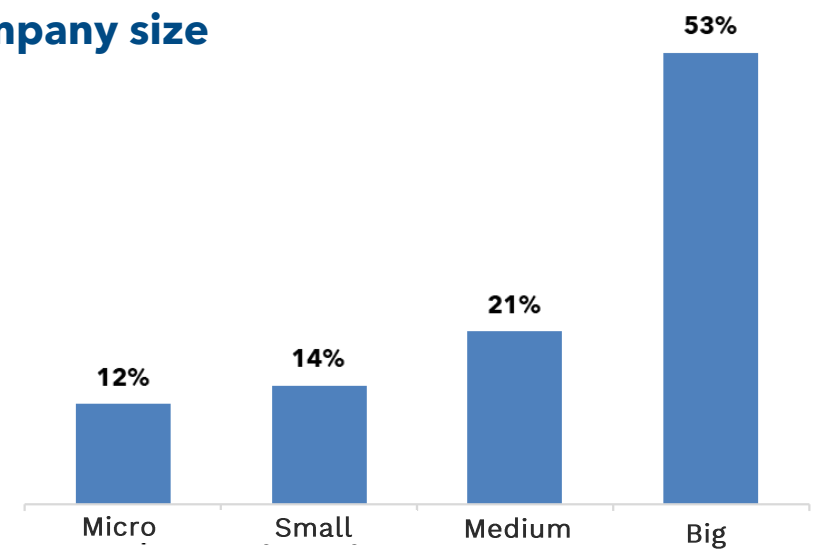
ACCELERATING IMPLEMENTATION FOR SUSTAINABLE RECOVERY

El futuro es de todos Gobierno de Colombia

VOLUNTARY NATIONAL REPORT 2021



Companie's main operating regions

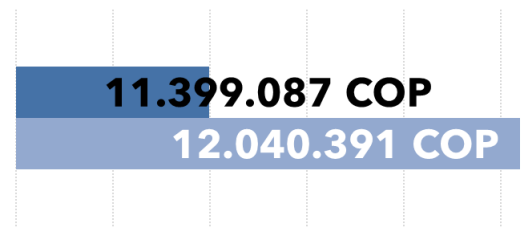


Employees and salaries

ODS: 1.4 8.5

- average salary of women in managerial positions
- average salary of men in managerial positions

Data by company size:



Company Size	Men	Women
Micro	38%	62%
Small	45%	55%
Medium	53%	47%
Big	53%	47%

Social investment

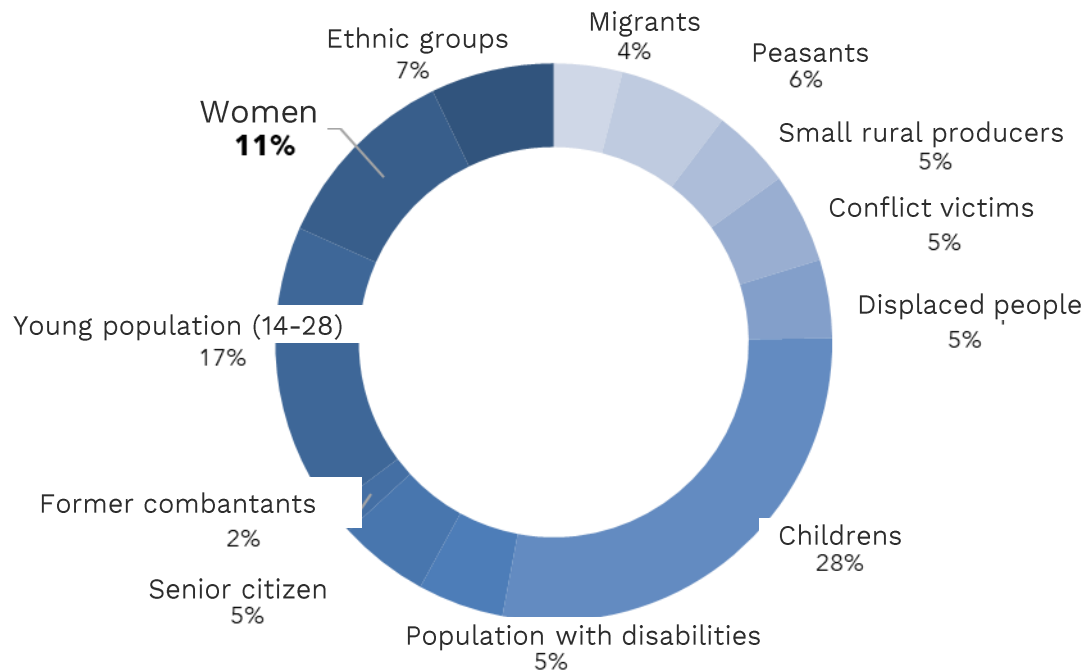
SDG: 1,a



10.2



Type of population most frequently benefiting from voluntary social investment programs

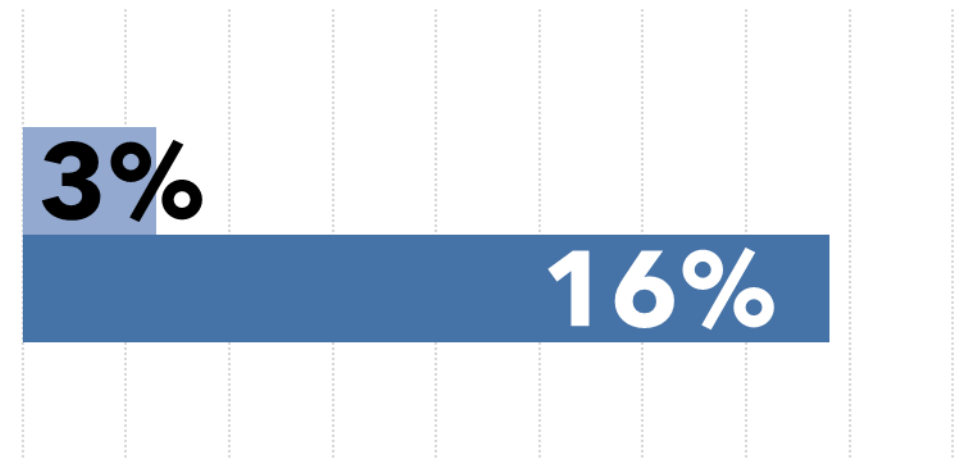


Union membership rate

SDG: 5.5



■ Women ■ Men



El futuro es de todos

DNP
Departamento
Nacional de Planeación





VNR's 2018 and 2019 results



41%

Percentage of companies that report implementing voluntary social investment programs.



36%

Percentage of companies reporting to have published a sustainability report in the last 3 years



30,9%

Percentage of companies that implement initiatives to integrate micro, small and medium-sized enterprises into their value chain.



52%

Percentage of companies with an inclusion and non-discrimination policy in the workplace.



25,5%

Percentage of companies with measures to reduce CO2 emissions

29,1%

Percentage of companies that have measures to adapt to climate change



44%

Percentage of companies reporting that they have established a policy of respect for human rights



Next steps

- Currently companies are reporting 2020 period.
- We continue to seek alliances with potential implementing allies. Global Compact Colombia is in process to become an ally.
- We hope that more small and medium-sized companies will join the initiative.
- In December we're expecting to release a broader document presenting aggregate information for the 17 SDG's
- We are developing a tool for companies to acknowledge their contribution to the 2030 Agenda.



For further information you can contact us at:
stcomisionods@dnpp.gov.co





**El futuro
es de todos**

DNP
Departamento
Nacional de Planeación